

## ELP

### Solenoid Valve



### How to Order ?

Series	Port Size	Original Status	Orifice	ID Code	Voltage	Cover Color	Valve Body Material	Seal Material	Thread Type
ELP		Blank; N.C. H: N.O.	Blank; N: Energy Saving Type	Standard Type N: Energy Saving Type			Blank; Brass	Blank; NBR E: EPDM V: VITON (Only VITON is available for 1/8", 1/4" port) VITON is standard for 1/4" and 1/8" seal this code blank.	Blank; G P1: PT T1: NPT
	06: 1/8"		015: 1.5mm		E1: AC110V	Blank; Black (only for DBK waterproof type)			
	08: 1/4"		020: 2.0mm		E2: AC220V	Blank; Colorless and translucent (only for DB type)			
	10: 3/8"		030: 3.0mm		E4: DC24V				
	15: 1/2"		040: 4.0mm		E5: DC12V				
	20: 3/4"		150: 15mm		E7: AC24V				
	25: 1"		200: 20mm						
			250: 25mm						

(Note: If orifice size same with port size, omit the orifice size.)

#### Order Example:

ELP series solenoid valve, 1/2 port size, N.C., 15mm orifice, AC220V, black cover color, brass valve body, NBR seal, G thread, ERP code is: ELP15-150E2

### Product Features

- \* 2/2 N.C/N.O solenoid valve, brass valve body, compact design, saving space.
- \* Three types seals are optional, including NBR, EPDM and VITON, catering to different medium requirements.
- \* Direct acting solenoid valve with VITON seal, 4 pressure types are optional: standard, high pressure, ultra high pressure and large flow type.
- \* Well sealed water proof connector, protection grade of IP65.
- \* Reduce power consumption up to 80%.

### Specifications

Model	Direct Acting N.C.								Direct Acting N.O.							
	ELP06 -015-V	ELP08 -015-V	ELP06 -020-V	ELP08 -020-V	ELP06 -030-V	ELP08 -030-V	ELP06 -040-V	ELP08 -040-V	ELP08H -015-V	ELP08H -015-V	ELP08H -020-V	ELP08H -020-V	ELP08H -030-V	ELP08H -030-V	ELP08H -040-V	ELP08H -040-V
Port Size	1/8"	1/4"	1/8"	1/4"	1/8"	1/4"	1/8"	1/4"	1/8"	1/4"	1/8"	1/4"	1/8"	1/4"	1/8"	1/4"
Orifice (mm)	1.5	2	1.5	2	3	4	1.5	2	3	4	1.5	2	3	4	1.5	2
Cv	0.1	0.18	0.33	0.33	0.55	0.55	0.1	0.18	0.33	0.33	0.55	0.55	0.55	0.55	0.55	0.55
Pressure Difference (bar)	0-30	0-20	0-13	0-13	0-8	0-8	0-30	0-30	0-16	0-16	0-8	0-8	0-5	0-5	0-5	0-5
Acting Type	Direct Acting N.C.								Direct Acting N.O.							
Power consumption	Standard type: AC10VA DC10W Low power type: AC4VA DC3W AC110V:7.0VA								Standard type: AC10VA DC10W Low power type: AC4VA DC3W AC110V:7.0VA							
Guaranteed Pressure (bar)	45															
Medium	Air, Water, Hot water, Oil (≤20CST)															
Storing Temperature (°C)	-20 ~ 80 (No freezing)															
Voltage Range	±15 ~ 10%															
Insulations	F Class															
Protection grade	IP65(DIN40503)															
Valve Body Material	Brass															
Seal Material	VITON only															

● G, PT, NPT thread type is optional.

# ELP Series Solenoid Valve

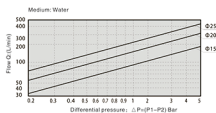
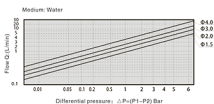
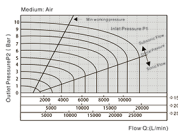



## Specifications

Model	Pilot Type N.C.					Pilot Type N.O.			
	ELP10-150	ELP15	ELP30	ELP25	ELP10H-150	ELP15H	ELP20H	ELP25H	
Port Size	3/8"	1/2"	3/4"	1"	3/8"	1/2"	3/4"	1"	
Orifice (mm)	15		20		15		25		
Cv	5.0	5.5	9.5	12.5	5.0	5.5	9.5	12.5	
Pressure Drop (Bar)	0.5-16					0.5-10			
Acting Type	Diaphragm pilot type N.C					Diaphragm pilot type N.O			
Power consumption	Standard type: AC15VA DC10W Low power type: AC4VA DC3W AC110V/7.0VA					Standard type: AC12VA DC10W Low power type: AC4VA DC3W AC110V/7.0VA			
Guaranteed Pressure (Bar)	25					20			
Medium	Air, Water, Hot water, Oil (<20CST)								
Storage Temperature (°C)	-20 ~ 80 [No freezing]								
Voltage Range	-15 ~ 10%								
Insulation	F Class								
Protection grade	IP65(DIN40050)								
Valve Body Material	Brass								
Seal Material	NBR, EPDM, VITON								

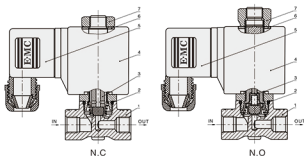
● G, PT, NPT thread type is optional.

## Flow Chart



## Internal Structure

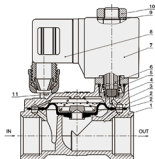
ELP06/08 Direct Acting Type:



No.	Part Name
1	Valve Body
2	O-ring
3	Iron Core Components
4	Coil
5	Water Proof Connector
6	Internal Teeth Washer
7	Hexagon nut

## Internal Structure

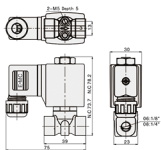
Pilot Type



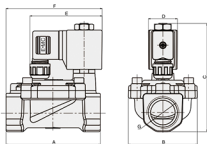
No.	Part Name
1	Valve Body
2	Spacer
3	Diaphragm Components
4	Spring
5	O-ring
6	Iron Core Components
7	Coil
8	Water Proof Connector
9	Internal Tooth Washer
10	Hexagon Nut
11	Screw

## Mounting Dimension

ELP06/08 Direct Acting Type



Pilot Type



Model	A	B	C		D	E	F	G(Port)
			N.C	N.O				
ELP10	66	47	95	99.2	30	74	74	3/8"
ELP15	66	47	95	99.2	30	74	74	1/2"
ELP20	75	56	102	106.2	30	74	79	3/4"
ELP25	96	71	111	115.2	30	74	98	1"