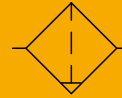


## EAF2000 EAF3000 EAF4000 Filter



### Specifications

Model	EAF2000-01	EAF2000-02	EAF3000-02	EAF3000-03	EAF3000-04	EAF4000-03	EAF4000-04	EAF4000-06
Working Medium	Clean Air(after 40 μ m filtration)							
Proof Pressure(MPa)	1.5							
Max. Working Pressure(MPa)	0.15-1.0							
Working Temperature(°C)	-5~60 ( No freezing )							
Filter Precision	40 μ m/5 μ m optional							
Container Material	Turbine No.1 Oil, ISO VG32							
Bowl Material	PC(Polycarbonate)							
Water Bowl Capacity(CC)	11		40			75		
Weight(g)	117		315			578		

### How to Order?

Series No.	Port Size	Drain Type	Bracket Code	Filter Precision	Thread Type
EAF2000:EA2000 series filter	2000 01: 1/8"	Blank: Manual drain type ① C: Semi-anto drain D: Auto Drain type	Blank: With bracket J: No bracket	Blank: 40 μ m 5M: 5 μ m	Blank: G P: PT T: NPT
EAF3000:EA3000 series filter	02: 1/4"				
EAF4000:EA4000 series filter	02: 1/4"				
	3000 03: 3/8"				
	04: 1/2"				
	4000 03: 3/8"				
	04: 1/2"				
	06: 3/4"				

#### Order Example:

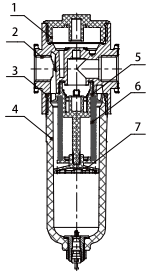
EA series Filter, port size of 1/2", differential pressure drain type, with bracket, filter precision 5 μ m, G thread, the ERP code is: EAF3000-04C5M

Remark: ①2000 series is only optional for manual drain type.

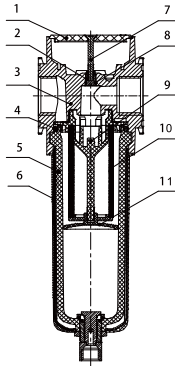
# EAF Series Air Preparation Unit



## Internal Structure



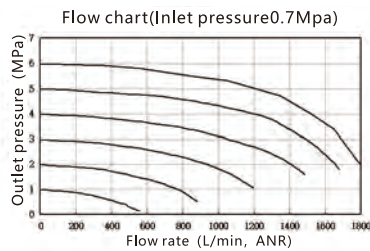
No.	Part Name	Material
1	Valve seat cover	Plastics
2	Valve body	Aluminum alloy
3	O-ring	NBR
4	Water bowl	Plastics
5	Water separator propeller	Plastics
6	Filter element	Plastics
7	Water baffle	Plastics



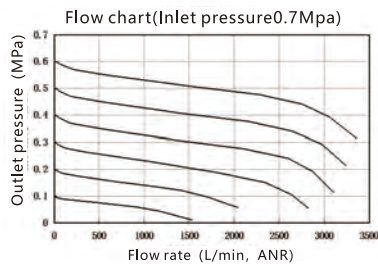
No.	Part Name	Material
1	Valve seat cover	Plastics
2	Seal Pillar	6061
3	Valve body	Aluminum alloy
4	Seal	NBR
5	Water bowl	Plastics
6	Protection Guard	Plastics
7	Screw	Mild steel
8	O-ring	NBR
9	Water separator propeller	Plastics
10	Filter element	Plastics
11	Water baffle	Plastics

## Flow Chart

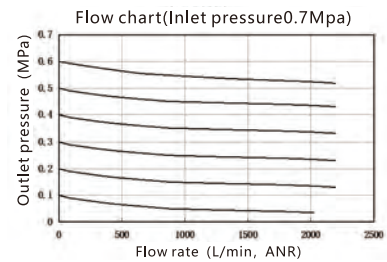
### EAF2000



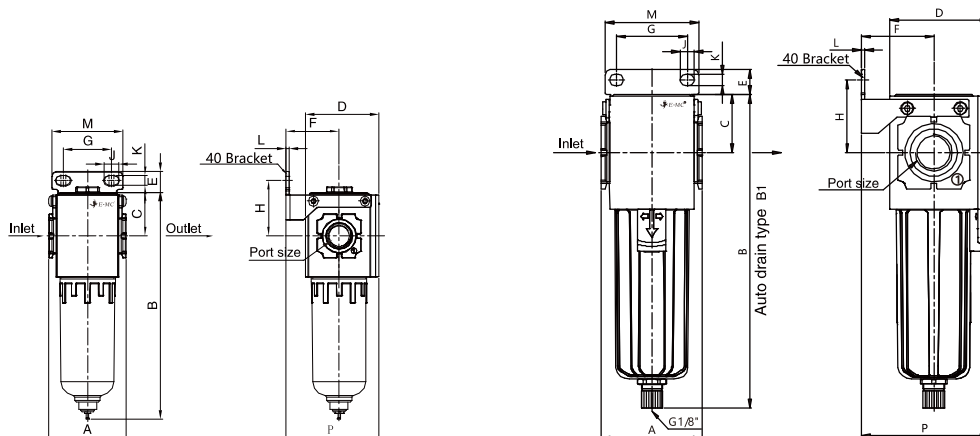
### EAF3000



### EAF4000



## Main Dimensions



Model	Port Size	A	B	B1	C	D	E	F	G	H	J	K	L	M	P
EAF2000	1/8", 1/4"	43	127.1	-	24.5	41	11.5	30	27	31	8.4	5.4	2	40	52
EAF3000	1/4", 3/8", 1/2"	57	176.5	173.5	33	58.2	14	41	40	41	8	6.5	2	53	72.4
EAF4000	3/8", 1/2", 3/4"	80	200.8	195.1	36	78.9	17	50	54	44	12	8.5	2.5	73	92.1