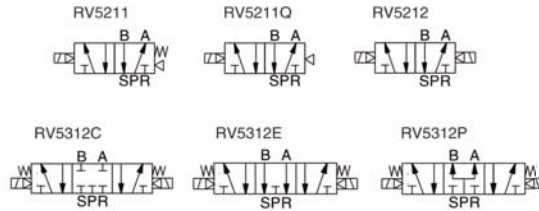


## RV

### Standard/ Low Power Solenoid Valve ( 5/2,5/3 )



### How to Order?

#### Low Power Solenoid Valve

Series No.	Valve body size	ID Code	Positions	Ways	Controls	Original Status	Port Size	Reset Form	Voltage	Connection Mode	Cover Color	Acting Type	Thread Type
N	1: 1Series 2: 2Series 3: 3Series 4: 4Series	R: Standard armature +Low power coil	2: 2 positions 3: 3 positions	5: 5 ways	1: Single control 2: Double control	C: Center close P: Center pressure E: Center exhaust (Only for 5/3 way)	M5: M5 06: 1/8" 08: 1/4" 10: 3/8" 15: 1/2"	Blank: Spring Q: Air (Only single control)	E1: AC110V E2: AC220V E4: DC24V (1 Serie only DC24V)	Blank: DIN connector K: Waterproof DIN connector M: M8 connector ( Only 2, 3, 4 series is optional for KM )	Blank: Brown translucent J: Colorless and translucent B: Black (K/M connector is only available in black)	Blank: Internal pilot WB: External pilot	Blank: G P: PT T: NPT

#### Order Example:

RV series solenoid valve, 2 series valve body size, standard pilot+Low power coil, 5/2 way, single control, 1/4" port size, standard coil, DC24V, DIN connector, G thread, ERP code is: N2R251-08E4

### Specifications

Model No.	N1R251-M5 N1R252-M5 N1R352-M5	N1R251-06 N1R252-06 N1R352-06	N2R251-06 N2R252-06 N2R352-06	N2R251-08 N2R252-08 N2R352-08	N3R251-08 N3R252-08 N3R352-08	N3R251-10 N3R252-10 N3R352-10	N4R251-10 N4R252-10 N4R352-10	N4R251-15 N4R252-15 N4R352-15
Port size	M5	G1/8	G1/8	G1/4(Ex.G1/8)	G1/4	G3/8(排气G1/4)	G3/8	G1/2
Sectional area(mm <sup>2</sup> )	5/2:5.5(CV=0.31) 5/3:5.5(CV=0.28)	5/2:12(CV=0.67) 5/3:9(CV=0.50)	5/2:14(CV=0.78) 5/3:12(CV=0.67)	5/2:16(CV=0.89) 5/3:12(CV=0.67)	5/2:25(CV=1.40) 5/3:18(CV=1.00)	5/2:30(CV=1.68) 5/3:18(CV=1.00)	5/2:50(CV=2.79) 5/3:30(CV=1.67)	5/2:50(CV=2.79) 5/3:30(CV=1.67)
Working medium	Clean air(After 40 μm filtration)							
Acting type	Internal pilot type / External pilot type							
Reset Type	Air reset				Spring reset /Air reset			
Lubrication	Not required							
Working pressure(MPa)	0.15~0.8							
Guaranteed pressure(MPa)	1.2							
Working temperature(°C)	-20~70(No freezing)							
Voltage range	-15%~10%							
Power consumption	DC24V:0.6W		DC24V:0.7W		AC220V:0.9VA		AC110V:1.4VA	
Insulation class	Class F							
Protective class	IP65(DIN40050)							
Max. acting frequency	5/2: 5 Cycles/s; 5/3: 3 Cycles/s							
Activate time(S)	<0.05							
Weight(g)	N1R251: 110 N1R252: 171 N1R352: 181	N2R251: 209 N2R252: 314 N2R352: 357	N3R251: 289 N3R252: 400 N3R352: 450	N4R251: 528 N4R252: 638 N4R352: 727				

# RV Series Standard/ Low Power Solenoid Valve (5/2,5/3 way)



## How to Order?

### Standard Solenoid Valve

Series No.	Ways Positions	Valve Body Size	Controls	Original Status	Port Size	Reset Form	ID Code	Voltage	Connection Mode	Cover Color	Acting Type	Thread Type
RV	5:5 ways 2: 2 positions 3: 3 positions	1: 1Series 2: 2Series 3: 3Series 4: 4Series	1: Single control 2: Double control	C: Center close P: Center pressure E: Center exhaust (Only for 5/3 way)	M5: M5 06: 1/8" 08: 1/4" 10: 3/8" 15: 1/2"	Blank: Spring Q: Air (Only single control)	Blank: Standard type A: Amisco coil	E1: AC110V E2: AC220V E3: AC380V E4: DC24V E5: DC12V E6: AC36V E7: AC24V E8: DC110V E9: DC48V E10: DC36V	Blank: DIN connector F: Flying leads K: Waterproof DIN connector M: M8 connector (Only 2, 3, 4 series is optional for K/M)	Blank: Brown translucent J: Colorless and translucent B: Black (K/M connector is only available in black)	Blank: Internal pilot WB: External pilot	

#### Order Example:

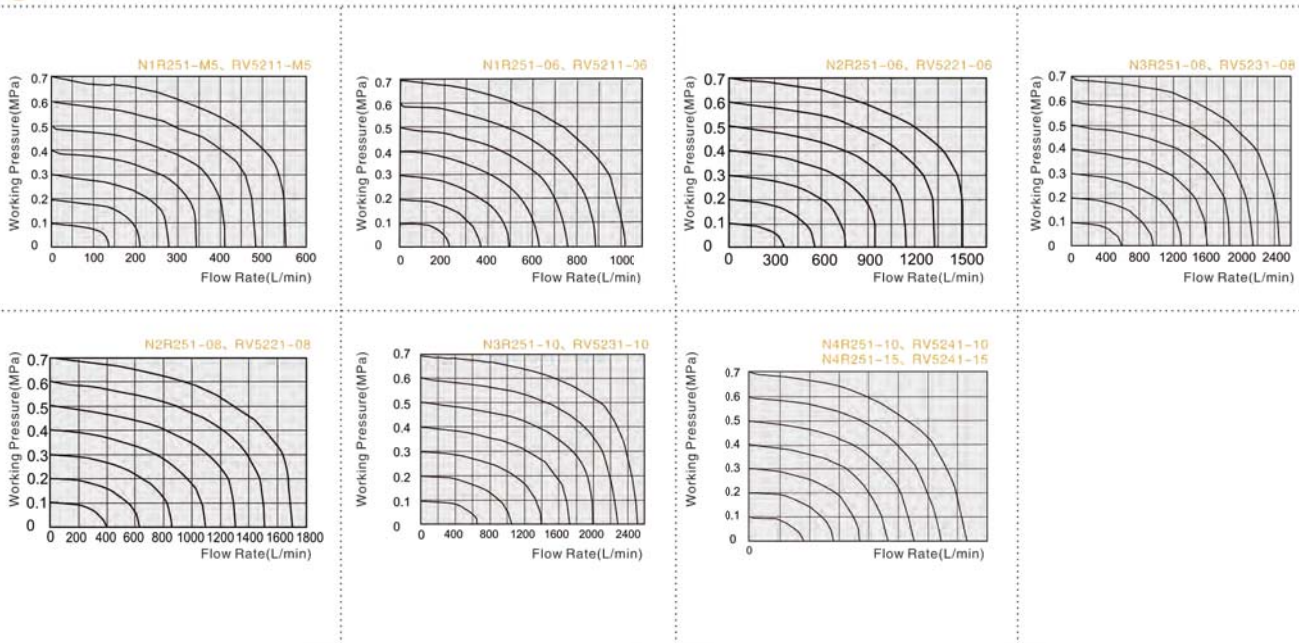
RV series solenoid valve, 2 series valve body size, 5/2 way, single control, 1/4" port size, standard coil, DC24V, DIN connector, G thread, ERP code is: RV5221-08E4

Blank: G  
P: PT  
T: NPT

## Specifications

Model No.	RV5211-M5 RV5212-M5 RV5312-M5	RV5211-06 RV5212-06 RV5312-06	RV5221-06 RV5222-06 RV5322-06	RV5221-08 RV5222-08 RV5322-08	RV5231-08 RV5232-08 RV5332-08	RV5231-10 RV5232-10 RV5332-10	RV5241-10 RV5242-10 RV5342-10	RV5241-15 RV5242-15 RV5342-15
Port size	M5	G1/8	G1/8	G1/4(Ex.G1/8)	G1/4	G3/8(Ex.G1/4)	G3/8	G1/2
Sectional area(mm <sup>2</sup> )	5/2:5.5(CV=0.31) 5/3:5.5(CV=0.28)	5/2:12(CV=0.67) 5/3:9(CV=0.50)	5/2:14(CV=0.78) 5/3:12(CV=0.67)	5/2:16(CV=0.89) 5/3:12(CV=0.67)	5/2:25(CV=1.40) 5/3:18(CV=1.00)	5/2:30(CV=1.68) 5/3:18(CV=1.00)	5/2:50(CV=2.79) 5/3:30(CV=1.67)	5/2:50(CV=2.79) 5/3:30(CV=1.67)
Working medium	Clean air(After 40 μ m filtration)							
Acting type	Internal pilot type / External pilot type							
Reset Type	Air reset				Spring reset /Air reset			
Lubrication	Not required							
Working pressure(MPa)	0.15~0.8							
Guaranteed pressure(MPa)	1.2							
Working temperature(°C)	-20~70(No freezing)							
Voltage range	-15%~10%							
Power consumption	DC:2.8W ; AC:3.0VA			DC:3.0W ; AC:4.0VA				
Insulation class	Class F							
Protective class	IP65(DIN40050)							
Max. acting frequency	5/2: 5 Cycles/s; 5/3: 3 Cycles/s							
Activate time(S)	<0.05							
Weight(g)	RV5211: 110 RV5212: 171 RV5312: 181	RV5221: 209 RV5222: 314 RV5322: 357	RV5231: 289 RV5232: 400 RV5332: 450	RV5241: 528 RV5242: 638 RV5342: 727				

## Flow Chat



# RV Series Standard/ Low Power Solenoid Valve (5/2,5/3 way)

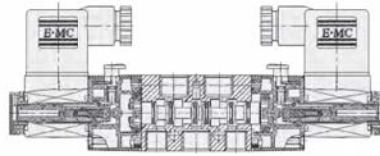
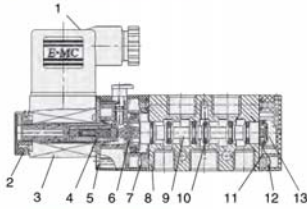


RV(5/2,5/3)

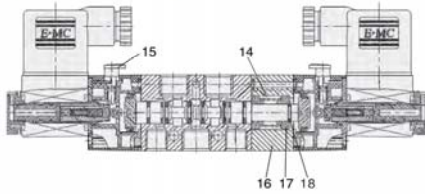
## Internal Structure

Single Solenoid Valve

Double Solenoid Valve



5/3 Solenoid Valve



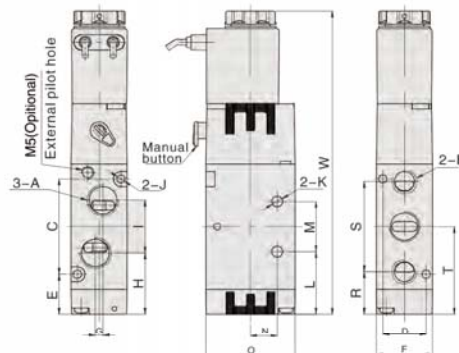
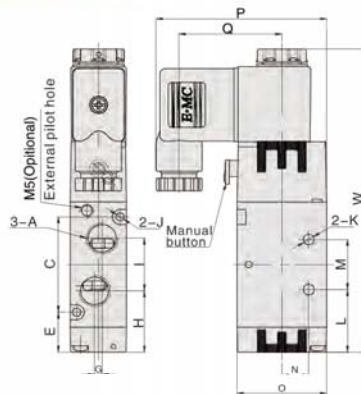
No.	Part Name	Material
1	Connector	Engineered plastics
2	Nut	POM+Carbon steel
3	Coil	Cu
4	Pilot units	Engineered plastics
5	Plate	Carbon steel
6	Piston	POM
7	Pilot seat	Engineered plastics
8	Valve body	Aluminum alloy
9	Spool	Aluminum alloy
10	O-ring	HNBR
11	Rear cover	Engineered plastics
12	Filter	Synthetic material
13	Piston	POM
14	Spring	Stainless steel
15	Manual override	Engineered plastics
16	Back seat	Aluminum alloy
17	Spring seat	Aluminum alloy
18	C-type buckle	65Mn

## Main Dimension

Single Solenoid Valve

DIN Type

Flying Leads Type



Model/Sign	A	B	C	D	E	F	G	H	I	J	K	L	M	N	O	P	Q	R	S	T	W
RV5211-M5	M5	M5	30	13	16.5	18	0	24.5	14.1	3.3	3.3	24.5	14	9.5	27	55.2	33.9	17.9	27.2	31.5	103.1
RV5211-06	G1/8	G1/8	30	13	16.5	18	3	23.5	16	3.3	3.3	24.5	14	9.5	27	55.2	33.9	17.5	28	31.5	103.1
RV5221-06	G1/8	G1/8	38	17	16	22	0	23	18	3.3	4.3	25	20	10.5	35	66.7	40.2	17	36	35	120.7
RV5221-08	G1/4	G1/8	38	17	16	22	3	24.5	21	3.3	4.3	25	20	10.5	35	66.7	40.2	17	36	35	120.7
RV5231-08	G1/4	G1/4	50	20	19.1	27	0	33.1	22	4.3	4.3	32.1	24	13.5	40	69.2	40.2	21.6	45	44.1	139.3
RV5231-10	G3/8	G1/4	50	20	19.1	27	4	32.1	24	4.3	4.3	32.1	24	13.5	40	69.2	40.2	21.6	45	44.1	139.3
RV5241-10	G3/8	G3/8	72	27	21	34	0	33	36	4.3	5.5	43	28	17.5	50	74.2	40.2	25.5	63	57	168.7
RV5241-15	G1/2	G1/2	72	27	21	34	4	33	36	4.3	5.5	43	28	17.5	50	74.2	40.2	25.5	63	57	168.7

Note: The dimensions of NR series and RV series are same.

Double Solenoid Valve

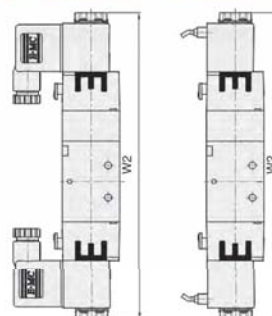
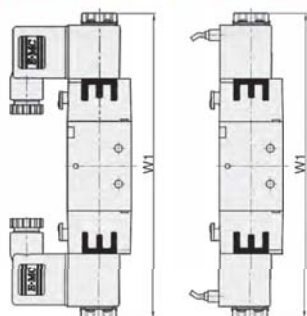
5/3 Solenoid Valve

DIN Type

Flying Leads Type

DIN Type

Flying Leads Type



Model/Sign	W1
RV5212-M5	143.2
RV5212-06	143.2
RV5222-06	171.4
RV5222-08	171.4
RV5232-08	190.4
RV5232-10	190.4
RV5242-10	223.4
RV5242-15	223.4

Model/Sign	W2
RV5312-M5	158.2
RV5312-06	158.2
RV5322-06	190.4
RV5322-08	190.4
RV5332-08	209.4
RV5332-10	209.4
RV5342-10	244.4
RV5342-15	244.4

Note: The dimensions of NR series and RV series are same.