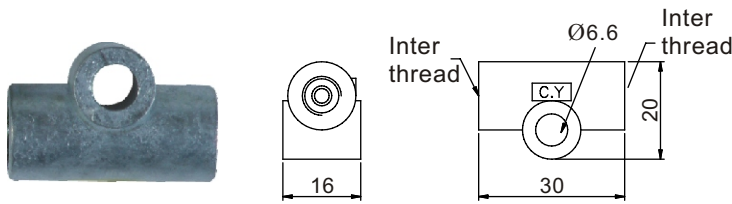


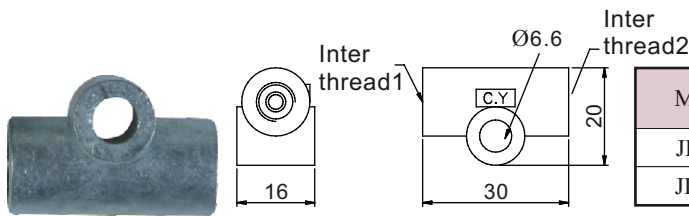


## 2 Way Junction A



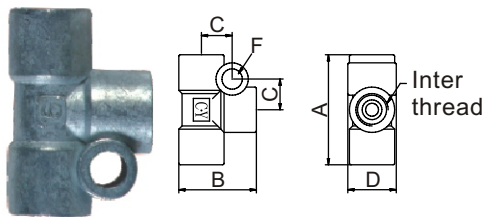
Model	Bore	Inter-thread	Weight (g)
JD-4	Ø4	M8xP1.0	27
JD-6	Ø6	M10xP1.0	23

## 2 Way Junction B



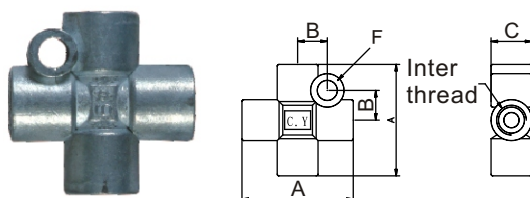
Model	Bore	Inter-thread 1	Inter-thread 2	Weight (g)
JD-601	Ø6	M10xP1.0	PT1/8	22
JD-406	Ø4xØ6	M8xP1.0	M10xP1.0	25

## 3 way Junction



Model	Bore	A	B	C	D	F	Inter-thread	Weight (g)
PKD-4	Ø4	29	19.5	8.5	12	Ø6.2	M8xP1.0	16
PKD-6	Ø6	34	24	9.5	15		M10xP1.0	32
PKD-8	Ø8	42	31	14.5	19	Ø6.6	M14xP1.5	64
PKD-10	Ø10	51	37	16	24		M16xP1.5	89

## 4 way Junction



Model	Bore	A	B	C	F	Inter-thread	Weight (g)
PJD-4	Ø4	30	8	11	Ø5.3	M8xP1.0	23
PJD-6	Ø6	34	9	15.5	Ø5.8	M10xP1.0	33
PJD-8	Ø8	42	12	22	Ø6.8	M14xP1.5	94

## Vertical Junctions



Model	Outlet Num.	Bore	A	B	C	Inter-thread	Weight (g)
PHD-301	3	Ø4	21	21	21	M8xP1.0	18
PHD-401	4		30	21	21		23
PHD-501	5		30	30	21		27

※In millimeter unless otherwise stated.